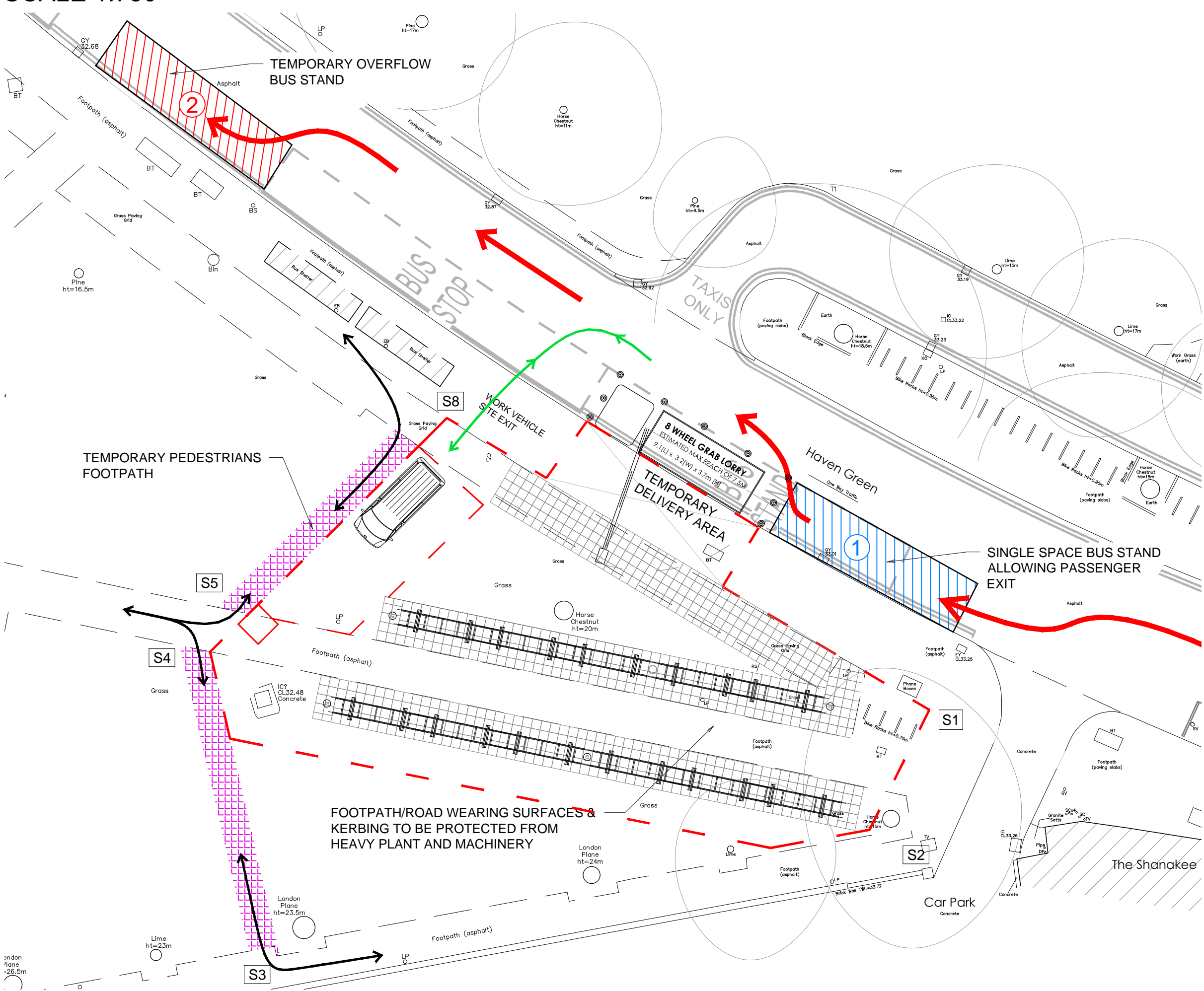
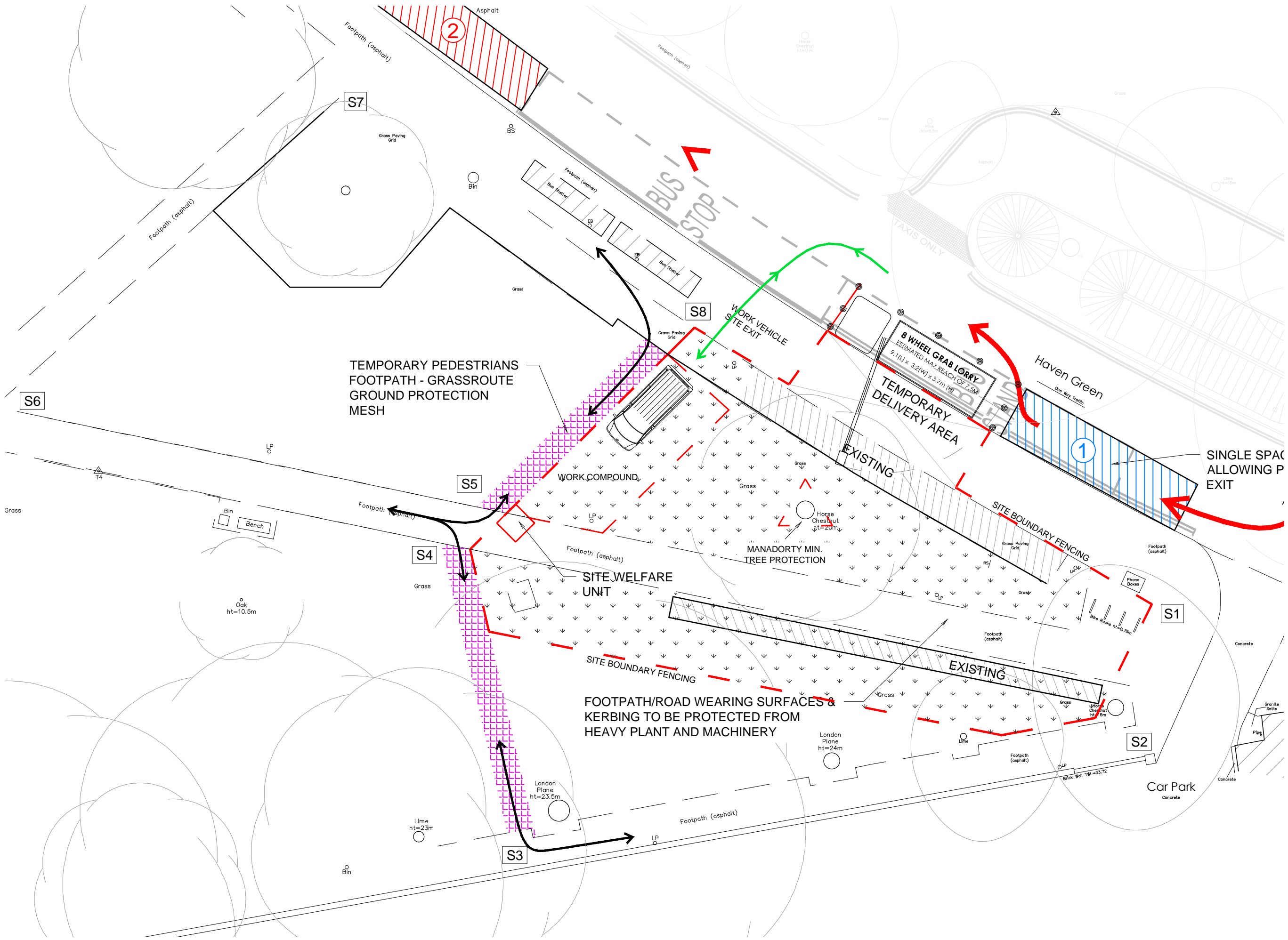


LOCATION PLAN
SCALE 1:750



LOCATION 1: SINGLE BUS STAND
SCALE 1:200



SITE SETUP
SCALE 1:200

PROCEDURE WHEN DELIVERY IS EXPECTED/IN PROGRESS:

TRAFFIC CONES ARE TO BE PUT OUT AN HOUR BEFORE DELIVERY IS EXPECTED TO DEMARCATHE THE TEMPORARY SITE DELIVERY AREA

WHEN A DELIVERY ARRIVES THE SITE FENCE IS TO BE MOVED OUT TO TEMPORARILY CLOSE THE FOOTPATH FOR DURATION OF DELIVERY

ONCE DELIVERY HAS BEEN COMPLETED THE SITE FENCE IS TO BE MOVED BACK TO THE ORIGINAL POSITION.

TRAFFIC CONES TO BE MOVED BACK WITHIN THE SITE BOUNDARY FENCE IINBETWEEN

LOCATION 1 :

A SINGLE BUS STAND PLACE THAT ALLOWS BUS PASSENGERS TO DISEMBARK.

LOCATION 2 :

TO BE USED IF TWO BUSES REQUIRE THE USE OF THE BUS STAND AT THE SAME TIME THE SECOND BUS IS TO USE THE SPACE IN FRONT OF THE BU STOP WHILST DELIVERY IS IN PROGRESS

TEMPORARY FOOTPATHS :

A TEMPORARY FOOTPATH IS TO BE PROVIDE TO DIVERT PEDESTRIANS WHEN PAVEMENT IS CLOSED

TEMPORARY SITE DELIVERY AREA :

TEMPORARY CLOSURE OF THE FOOTPATH DURING THE LOADING AND UNLOADING OF DELIVERY VEHICLES. PEDESTRIANS TO USE TEMPORARY FOOTPATH DURING DELIVERY PERIODS

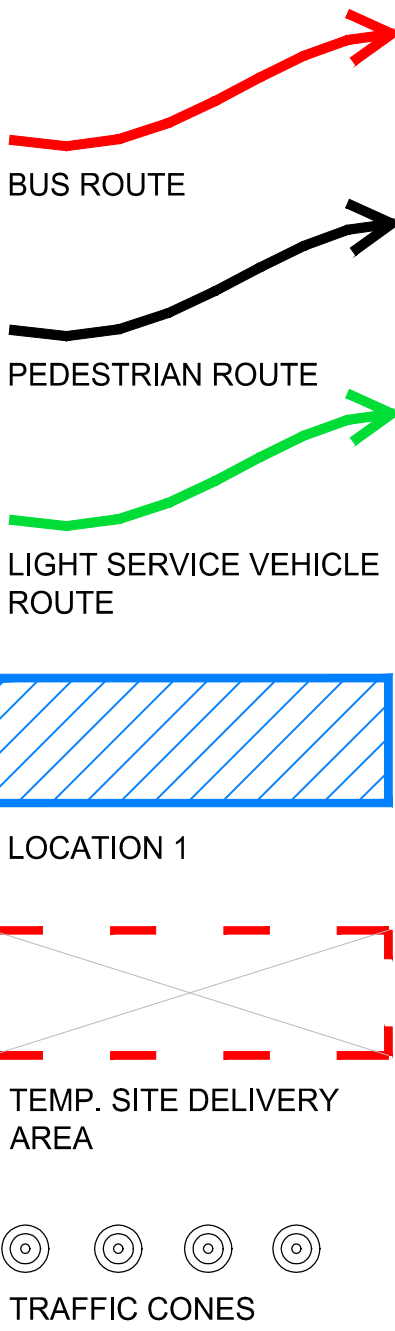
NOTE:

*ANY UNAUTHORISED VEHICLES USING THE BUS STAND ILLEGALLY TO BE MOVED ON

* THIS ARRANGEMENT IS REQUIRED WHEN BUS STAND IS BEING USE FOR SITE DELIVERIES

*DRAWING TO BE READ IN CONJUNCTION WITH THE 124HOCP_RISK AND METHOD STATEMENT_090413

KEY



Rev	Date	Details	By	Authorised
A	09.04.13	Location 2 moved as agreed with TfL and LBE Highways	MR	---
		procedure change as agreed with TfL and LBE Highways		

NOTES

1. Approximately 981m of site fencing required for site boundary fencing
2. Site signage to be supplied by contractor
3. Welfare unit to open out on to footpath
4. Grassed areas within site boundary to be repaired on completion of works: level ground, hollow tine (aeration), top dress and over seed as necessary

This drawing is to be read in conjunction with all relevant engineers details and project specification. If there is any conflicting information or confusion in any item, query before proceeding

The information contained in this drawing is the sole property of h-b designs ltd. Any reproduction in part or as a whole without written permission of h-b designs ltd is prohibited. Proprietary and confidential

Unless otherwise specified dimensions are in millimeters

Client
LONDON BOROUGH OF EALING

Project
124HOCP

Title
TRAFFIC MANAGEMENT PLAN

Date	Drawn	Checked	Authorised
09/04/13	MR	MR	---

Scale	Tolerances
VARIES@ A1	LINEAR: ±10MM ANGULAR: ±1°

Issue Status
FOR COMMENT

Drawing Number
124HOCP_011-01

H-B DESIGNS LTD.

TEL: 01380 840 819
EMAIL: team@hbdesigns.co.uk
WEB: www.hbdesigns.co.uk